

WELCOME TO THE 4th CCP PHENOGENOMIC CONFERENCE 2022.

Chairs' and Speakers' Preview Room goes live on 8th September.

HOW TO GET IN?

Use the "User login" button in the upper right corner of the [website](#):



Enter the email address which you used to register. Click on Next and check your mail box to get your password. The password was sent to you from the email address info@gcon.me.

Email address:

Close Next

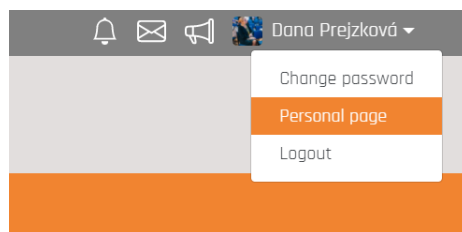
Password:

Forgotten your password? [Click here](#)

Close Login

If you cannot find a message in your inbox, check your spam folder first. Later, if you don't remember your password, you can reset it.

After logging in, you can alter your profile details by clicking on your name in the upper right corner. If possible, please, upload your profile picture.



14:57:49 CEST

Home Exhibition Abstract submission ▾

- Networking
- News
- Notifications
- Personal data
- Description
- Social networks
- Connection test
- Settings

Titles before: Ing. ✕

Firstname: Dana ✕

Surname: Prejzková ✕

Titles after: ✕

Function: ✕

Company: AIM Group Prague ✕

Country: Czech Republic ✕

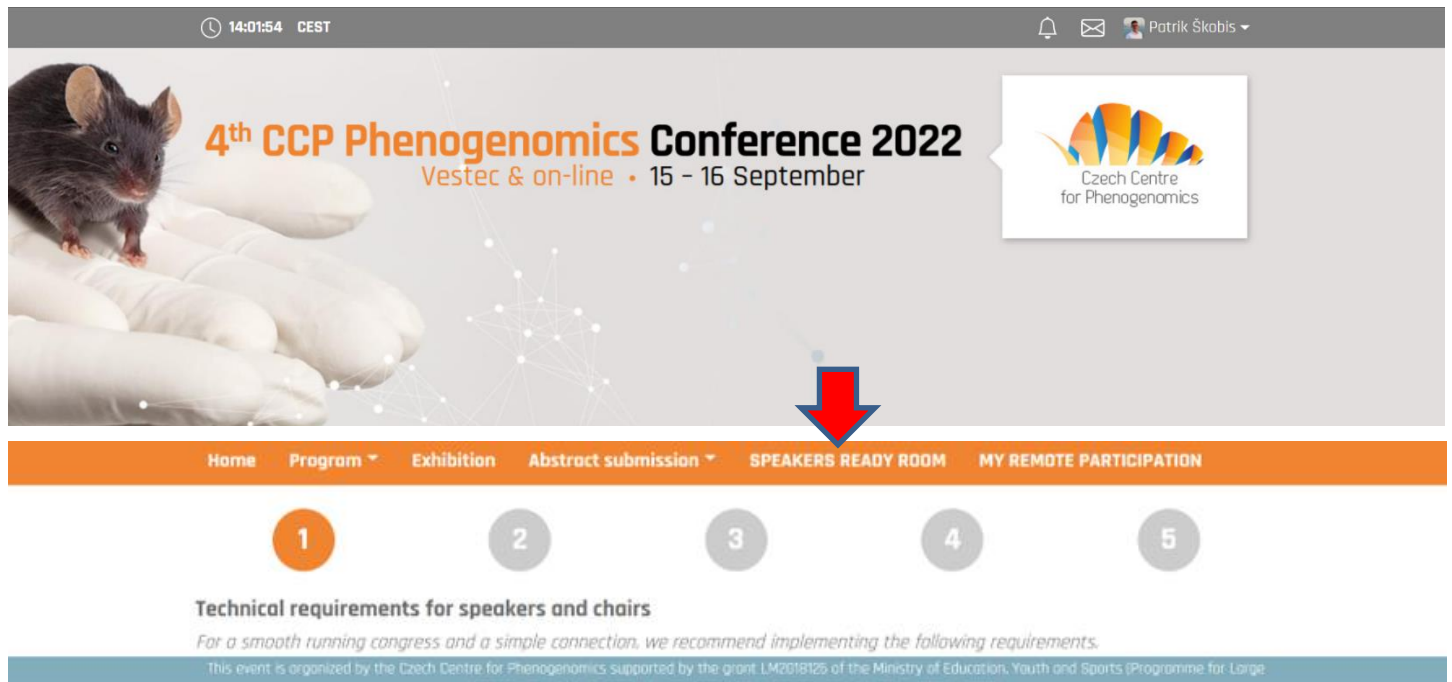
Email address: d.prejzkova@aimgroup.eu ✕

Phone: +420 20385 710 ✕

HOW TO TEST YOUR CONNECTION PRIOR TO THE CONFERENCE?

In this very first step, you need to check your connection and hardware by using our preview system. This step is crucial. Please make sure you go through it before the Conference starts. Please do this test on the network and with the equipment which you are going to use to deliver your talk.

Enter **SPEAKERS READY ROOM** – IF YOU DON'T SEE IT, PLEASE LET US KNOW.



The screenshot shows the website header with a clock at 14:01:54 CEST and a user profile for Patrik Škabis. The main banner features a mouse on a gloved hand and the text '4th CCP Phenogenomics Conference 2022 Vestec & on-line • 15 - 16 September'. A navigation bar includes links for Home, Program, Exhibition, Abstract submission, **SPEAKERS READY ROOM**, and MY REMOTE PARTICIPATION. Below the navigation bar is a 5-step process indicator, with step 1 highlighted in orange. The text below the indicator reads: 'Technical requirements for speakers and chairs. For a smooth running congress and a simple connection, we recommend implementing the following requirements. This event is organized by the Czech Centre for Phenogenomics supported by the grant LM2018125 of the Ministry of Education, Youth and Sports (Programme for Large'.

Go through the entire 5-step process.

This process checks that:

1. You use the latest version of a supported browser. (Chrome or MS Edge). Older browsers may not be supported! Please make sure to update it. Do not use iPhone, iPad or Android phones/tablets for your talk/presentation. Use a full desktop browser on your laptop or PC.
2. Your connection is stable.
3. Your camera and microphone are enabled.
4. **Red text means there is a problem with some of your components and needs to be resolved.**
5. The test will finish with a four digit PIN. This is a sign for you that all went well.

Use the Speaker Preview at the end of the process to see how you will look while presenting.

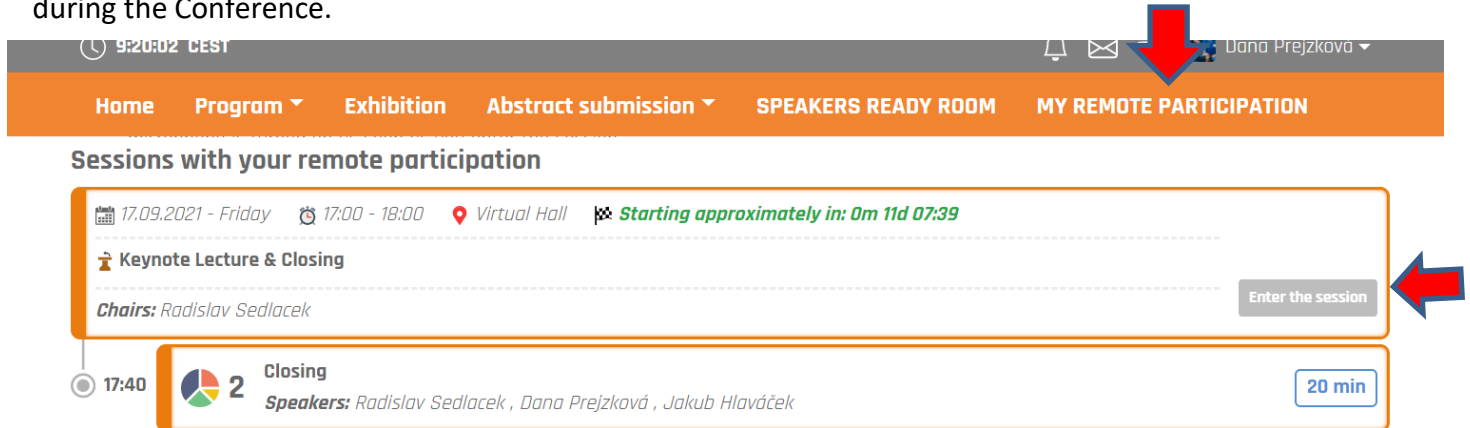
Make sure Chrome or Edge is NOT MUTED:

1. Right click on this icon in your taskbar
2. Select „Open Volume mixer“
3. Check if browser is not muted



HOW TO CHECK YOUR PARTICIPATION DURING THE CONFERENCE?

After going through the previous step, you can check MY REMOTE PARTICIPATION tab. In this tab, you will see all your sessions, which you actively participate in. This is where you will be accessing your active sessions during the Conference.



The screenshot shows the top navigation bar with the 'MY REMOTE PARTICIPATION' tab highlighted. Below it, the 'Sessions with your remote participation' section is visible. A session card for 'Keynote Lecture & Closing' is highlighted with an orange border. The card includes the date '17.09.2021 - Friday', time '17:00 - 18:00', location 'Virtual Hall', and a status 'Starting approximately in: 0m 11d 07:39'. The chair is listed as 'Radislav Sedlacek'. A red arrow points to the 'Enter the session' button on the right side of the card. Below the main card, a smaller card for 'Closing' is visible, with a '20 min' duration and speakers 'Radislav Sedlacek, Dana Prejzková, Jakub Hlaváček'.

This event is organized by the Czech Centre for Phenogenomics supported by the grant LM2018126 of the Ministry of Education, Youth and Sports (Programme for Large Infrastructures for Research, Experimental Development and Innovation, 2020 - 2022).

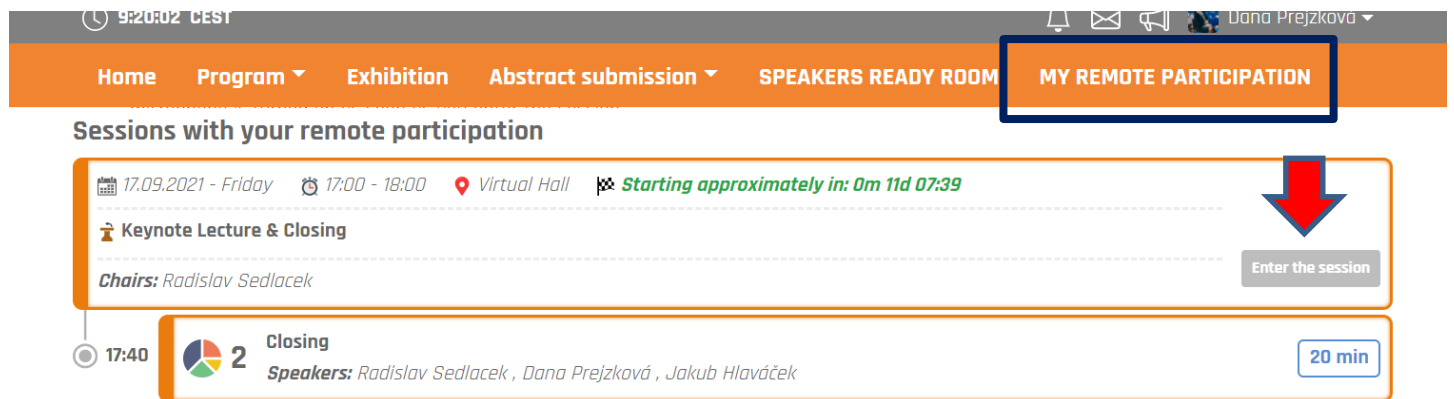
Your role as a Chair

- Open the session and introduce the speakers.
- Inform participants that they can insert written questions on the platform anytime during the talk. Note there will be space to ask a live video question using sound and screen in the “Discussion with speakers” part.
- Moderate the “Discussion with speakers” (Q&A’s) at the end of the session. Questions may be written or participants raise their hands so they want to ask directly by their sound and screen. After you accept them you name one of interested and invite for the discussion.
- Most importantly, keep the session on time.

HOW WILL IT WORK DURING THE CONFERENCE?

The official time zone of the 4th CCP Phenogenomics Conference 2022 is Central European Summer Time (UTC+2). The official programme will start on Thursday, 15th September, at 10:00 AM.

First, please log in into the virtual platform (details above). **Please join your active session 15 minutes before each session starts.**



The screenshot shows a navigation bar with 'MY REMOTE PARTICIPATION' highlighted. Below it, a session titled 'Keynote Lecture & Closing' is listed for 17:00-18:00 on 17.09.2021. A red arrow points to an 'Enter the session' button. A second session, 'Closing', is listed for 17:40 with a 20-minute duration and speakers Radislav Sedlacek, Dana Prejzková, and Jakub Hlaváček.

This event is organized by the Czech Centre for Phenogenomics supported by the grant LM2018126 of the Ministry of Education, Youth and Sports (Programme for Large Infrastructures for Research, Experimental Development and Innovation, 2020 – 2022).

Our technician will welcome you and guide you through the interface.

- Once the session starts, you will introduce each speaker before his presentation.
- You (as well as the speakers) will also see the countdown once any presentation starts, so that you can interfere if necessary to keep the session on time.
- “Discussion with speakers” is at the end of each session. Your role is to moderate this part. Participants will be watching the live stream with presentation and they can type in questions. In your interface you will see the question tab with all questions listed for the particular speaker. You will select one, read it for the speaker to answer. You will also give floor to participants who wish to ask question face-to-face. This interested one will raise his hand and after your invitation he will be placed in the conference using his sound and screen. Everyone will then see and listen him.
- Encourage audience for interaction

Should you have any questions or requests, please contact us at any time.

Conference Hotline - Contact Us

If you have any questions or issues during or prior to the CCP Phenogenomics Conference 2022, please contact us at p.skobis@aimgroup.eu.